

Honors ELA 2 Summer Read assignment
Mrs. Lisa Clark
Mr. Zachary Powell

This year, we are going to try something a little DIFFERENT for the summer read assignment! We hope you enjoy the work you are about to embark upon, especially since you will have a lot more control over your work this time.

- Read 2 books or 450 pages this summer from the **provided categories**.
- We are including lists as a suggestion of possible titles, but as long as you read books that **fit the category** and are appropriate for a Sophomore level honors class, you are good to go. Questions? Email weclark@smsd.org! But remember, it is summer for me, too, so it might be a while before you hear back from me. I do plan to check email every few weeks, but will be out of town 6/10 - 6/27.
- Complete a few assignments to help with your future work with these texts.

Guiding questions: **How are these pieces of literature relevant to the world today? How do they relate to what you see in the news, in popular culture, and in your community?**

Once we return to school in the fall, expect to share information in **book talks** about what you read, as well as do some additional **research** to write an essay related to the guiding questions, and submit in some form (electronic or paper) your completed documents. None of this work will be due prior to the end of 2 weeks after the start of class.

On the next page, you will find lists of possible titles (thanks Ms. Patch!) for **some** of the **categories**. Remember, these lists are just suggestions - you are **not** required to choose from them. Also, you should choose books that you have not already read (and I do have lists from Ms. Sherraden and Ms. Patch). **Categories** - social justice/injustice; multicultural/diversity; classics; memoir/nonfiction. Below is a list of your assignment choices:

- **My Shelfie** - everyone must complete this for **all** the books you read this summer (not just the ones assigned to you).
- **One-Pagers** - there are several different types here and each has its own directions. You must choose to complete at least one One Pager for one of your books.
- **Book summary** page - this is an option for your other book, or you can choose to complete a different **One Pager**.

So, yes, you have some work to do this summer, but we truly hope that you enjoy your choices! We can't wait to see (and hear about) what you've read!

Possible Book Options - you are **not** limited to this list

Social Justice:

The Black Kids
On the Come Up
Concrete Rose
All American Boys
Jackpot
Odd one Out
Dear Justyce
I am Not Dying with you Tonight
This is my America
How it Went Down
Light It up
Anger is a Gift
Slay
The Cost of Knowing
Punching the Air
Tyler Johnson Was Here
Monday's Not Coming
Grown
Allegedly

Multicultural:

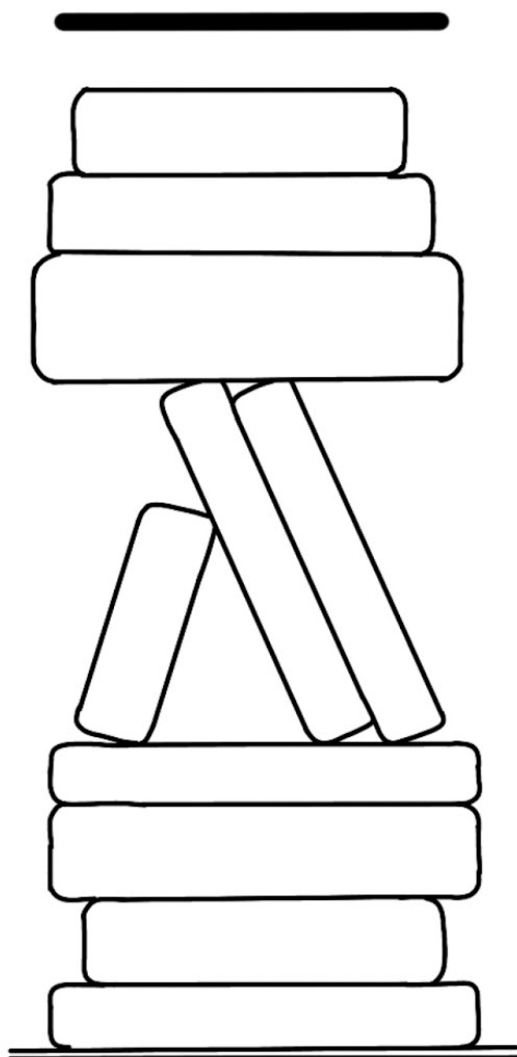
Don't Ask me Where I am from
Clap when you land
With the fire on High
Mexican White Boy

When Dimple Met Rishi
Patron Saints of Nothing
American Street
Sanctuary
Charming as a Verb
The Poet X
Yaqui Delgado wants to kick your ***
You Should see me in a crown
I am not your Perfect Mexican Daughter
The Sun is also a star
We are not from here
Not so pure and simple
Book of Unknown Americans
Have You Seen Luis Velez
Long Way Gone

Memoir/Historical/Nonfiction

March
Free Lunch
Getting Away with Murder
Becoming (Michelle Obama)
Stamped (YA version)
The Awakening of Malcolm X (YA version)
Just Mercy (YA version)
Ordinary Hazards

My SHELFIE



TITLE:		AUTHOR:
STARTED:	FINISHED:	RATING: ☆☆☆☆☆

TITLE:		AUTHOR:
STARTED:	FINISHED:	RATING: ☆☆☆☆☆

TITLE:		AUTHOR:
STARTED:	FINISHED:	RATING: ☆☆☆☆☆

TITLE:		AUTHOR:
STARTED:	FINISHED:	RATING: ☆☆☆☆☆




TITLE:		AUTHOR:
STARTED:	FINISHED:	RATING: ☆☆☆☆☆


TITLE:		AUTHOR:
STARTED:	FINISHED:	RATING: ☆☆☆☆☆

TITLE:		AUTHOR:
STARTED:	FINISHED:	RATING: ☆☆☆☆☆

TITLE:		AUTHOR:
STARTED:	FINISHED:	RATING: ☆☆☆☆☆

Examples







One Pager Directions

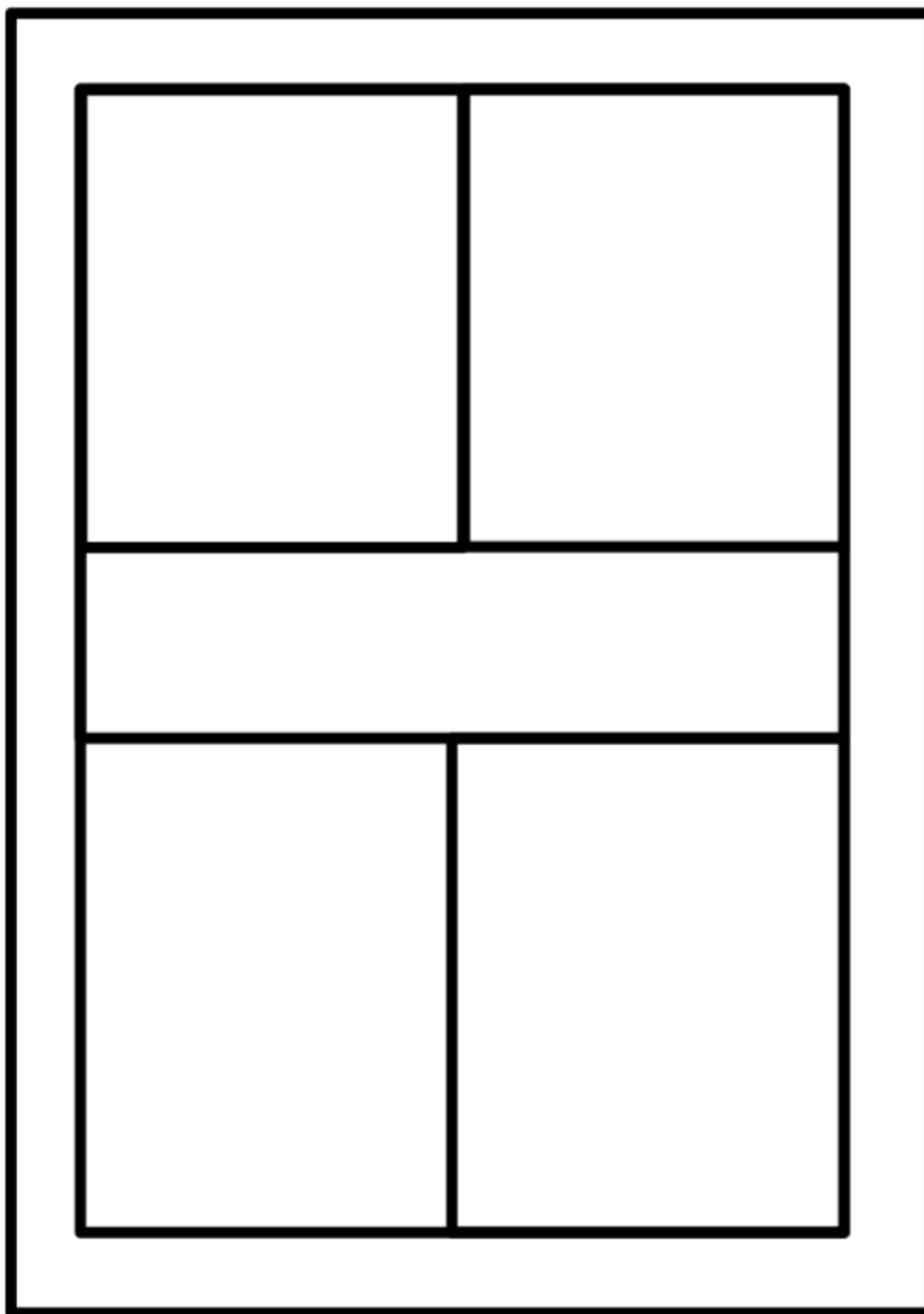
A one pager is a way to visually share key ideas and information from what you have learned. When you create a one pager, you are trying to use both visual symbols and important words to clearly and concisely share your most important takeaways with someone else.

For this one pager, I've provided you with a template.

Here's what it MUST INCLUDE:

- A border of key quotations from the text
- The top half should focus on symbolism and themes from the text, including both words and images.
- The bottom half should focus on key characters from the text and how they develop, change, and interact. It should also include both words and images.

You may also add other symbols, drawings, and words that represent the reading as you wish.





One Pager Directions

A one pager is a way to visually share key ideas and information from what you have learned. When you create a one pager, you are trying to use both visual symbols and important words to clearly and concisely share your most important takeaways with someone else.

For this one pager, I've provided you with a template.

Here's what it MUST INCLUDE:

- A border which somehow represents the key themes from what you have read
- An image in the upper left hand corner with a quotation woven into or around it. This image should somehow represent what you consider to be the most important symbol in the text so far.
- Images and/or doodled words in the upper right hand corner that represent the key characters from the text and perhaps how they are changing
- Images and quotations in the lower left hand corner that show the author's style of writing, and the power of the language that is used
- Images and/or words in the bottom right hand corner that show connections between the themes and ideas in the writing and what is going on in the world today.
- Three important quotations from the text
- Words and/or images that show the significance of the setting in some way

You may also add other symbols, drawings, and words that represent the reading as you wish.



One Pager Directions

A one pager is a way to visually share key ideas and information from what you have learned. When you create a one pager, you are trying to use both visual symbols and important words to clearly and concisely share your most important takeaways with someone else.

For this one pager, I've provided you with a template.

Here's what it MUST INCLUDE:

- A border that represents the key characters from the reading through words and/or images
- A look at the author's style in the upper left hand corner, including some short quotations
- An image or set of images in the upper right hand corner that represent an important symbol in the work
- Images and words across the middle that represent the key themes of the work
- The bottom section should show images and words that connect the text to other texts, movies, history, or modern day life. Please include at least three quotations.

You may also add other symbols, drawings, and words that represent the reading as you wish.



One Pager Directions

A one pager is a way to visually share key ideas and information from what you have learned. When you create a one pager, you are trying to use both visual symbols and important words to clearly and concisely share your most important takeaways with someone else.

For this one pager, I've provided you with a template.

Here's what it MUST INCLUDE:

- A border that includes words and/or images to represent the main themes of the work
- A section which shows at least three important quotations, along with symbols to represent them
- A section with words and/or images that represent one or two of the main characters
- A section that shows key elements of the author's writing style
- A section that connects this text to some other text
- A section that connects this text to what's going on in our world today
- A statement about why you think this text does or does not deserve its place in our curriculum.
- An image that represents a key moment in the text.

You may also add other symbols, drawings, and words that represent the reading as you wish.

REVIEWER: _____

NOVEL

AUTHOR

BOOK SUMMARY (don't give anything away)

FAVORITE QUOTE

GENRE:

SETTING:

ONE WORD FOR THIS BOOK:

RATE THIS BOOK



EXPLAIN YOUR RATING